

## JWA-CPS SERIES

### CCT & POWER SELECTABLE WRAPAROUND LUMINAIRE




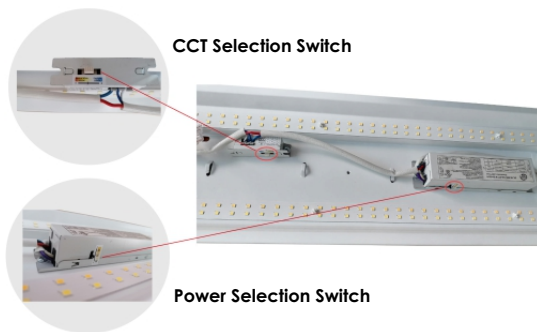
#### PRODUCT FEATURES

- CCT Selectable standard: 35K/40K/50K
- Power selectable standard: 30W/35W/40W
- 2700K and 3000K options available upon request
- Tunable white 2700K-6500K via Bluetooth controls available upon request
- Premium quality with post painted housing
- Excellent glare control with diffused lens
- 80 CRI standard / 90 CRI option available upon request
- High efficiency reliable driver supports 10 Yr warranty
- 0-10V Dim standard
- 120-277V Input voltage
- Surface mount
- Linkable cable with quick connect available upon request
- 10 Yr Limited warranty

#### CCT & POWER SELECTION

The JWA-CPS Luminaire can adjust the power and color temperature of the whole lamp, which is convenient and fast. The power and color temperature can be selected according to the actual needs of customers.

For example, if you want 35W power and 4000K color temperature, you need to shift the dial code switch to the middle position of the switch. JWA-CPS greatly meets the needs of customers.



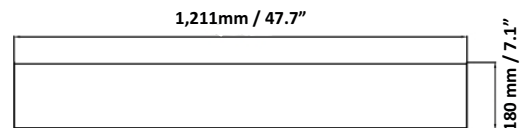
#### PERFORMANCE SUMMARY

<b>Primary Input Power</b>	40W (40W/35W/30W)
<b>Efficacy, lm/W</b>	134 lm/W on Average
<b>CCT Selectable</b>	3500K / 4000K / 5000K
<b>CRI</b>	>80 Standard
<b>Input Voltage</b>	120-277VAC
<b>Dimming</b>	0-10V Dimming
<b>Working Temperature</b>	20°C - +50°C (68°F - + 122°F)
<b>Certifications &amp; Compliance</b>	UL, FCC, CE, RoHS
<b>Lifetime Based on TM21</b>	L70 139,000Hrs / L80 114,000Hrs / L90 102,000Hrs
<b>Limited Warranty</b>	10 Years

#### CERTIFICATIONS & COMPLIANCE




#### PRODUCT DIMENSIONS



#### APPLICATIONS

- Retail
- Office
- Classroom
- Workshop
- Garage
- Hallway
- Staircase



Project Name/Type:		Date:	
Catalog/Part #:			

### JWA-CPS SERIES CCT & POWER SELECTABLE WRAPAROUND LUMINAIRE

ORDERING INFORMATION / Example: **JWA-CPS-4-40W-D-WH**

Product Series	Length	Wattage	CRI	CCT	Input Voltage	Controls & Dimming	Finish
JWA-CPS	4 (4 Ft) Standard	<b>40W</b> (Power Selectable 40W/35W/30W)	<b>Blank</b> (80 CRI) Standard	<b>Blank</b> (CCT Selectable 3500K/4000K/5000K)	<b>Blank</b> (120-277V)	<b>D</b> (0-10V Dimming) <b>BMW</b> (Bi-Level Microwave Occ. Sensor)	<b>WH</b> (White)

### LUMEN PERFORMANCE & ELECTRICAL DATA

Model #	JWA-CPS-40W		
Wattage	40W	35W	30W
Average Efficacy, lm/W	5,240	4,690	4,110
Average Lumens, lm	131	134	137
Driver Efficacy	>90%		
Power Factor	>0.98		
CRI	>80		
Voltage	120-277V		
Operating Temp	20°C - +50°C (68°F - + 122°F)		
Mounting Options	Surface Mounting (Standard)		
Certifications & Compliance	UL, FCC, CE, RoHS		
Lifetime Based on TM21	L70 139,000Hrs / L80 114,000Hrs / L90 102,000Hrs		
Warranty	10 Yrs		

### PHOTOMETRY

#### JWA-CPS-40W

